



ADAM SMITH  
PANMURE  
HOUSE

## HOW TO REACH ADAM SMITH'S PANMURE HOUSE

---

We are situated just off the Royal Mile and within close proximity to the Scottish Parliament.  
The address is:

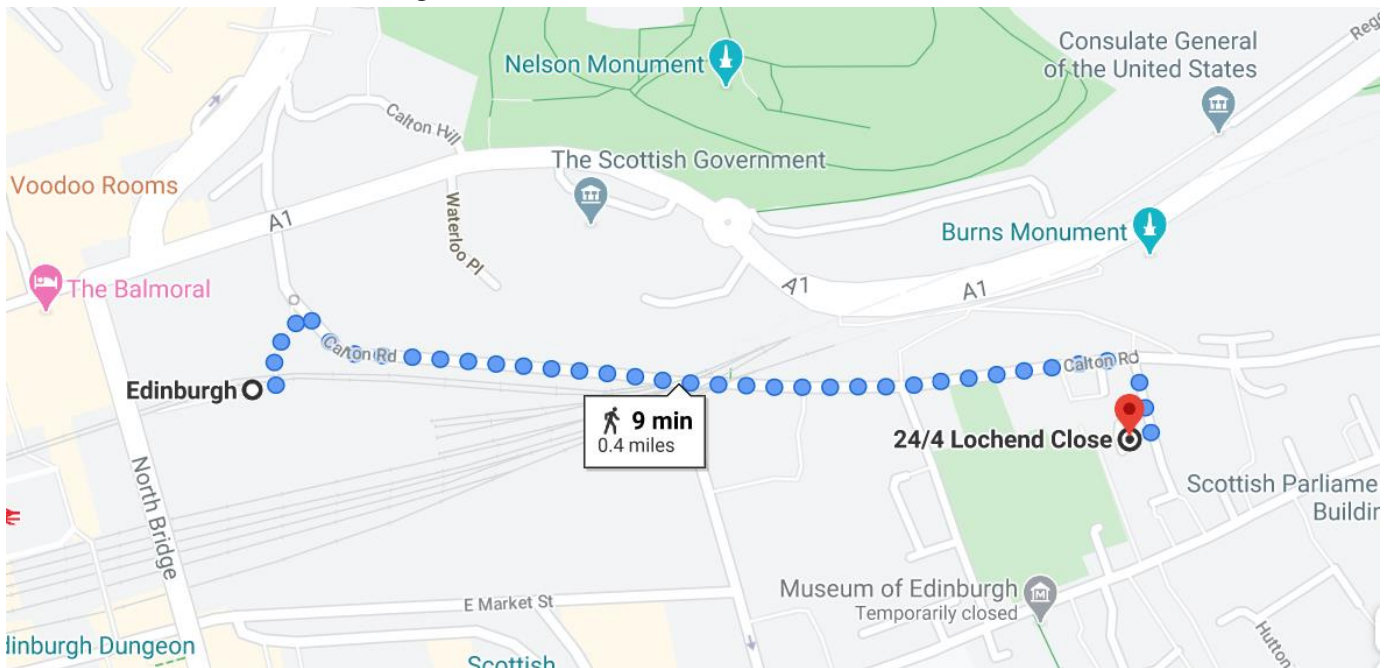
**Panmure House**  
**4 Lochend Close**  
**Edinburgh**  
**EH8 8BL**

### DIRECTIONS FROM EDINBURGH WAVERLY TRAIN STATION

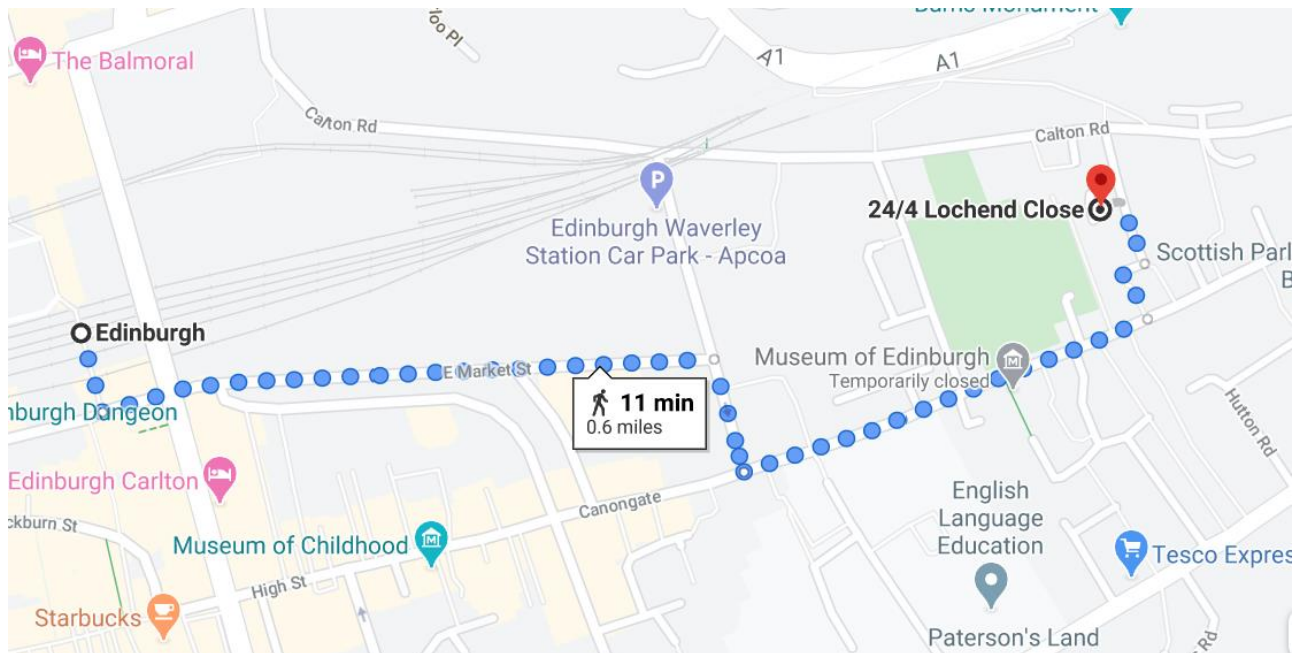
[Quickest] When leaving the station via the Calton Road Exit:

- Immediately turn right heading down Calton Road towards Holyrood Palace for approximately 0.4 miles.
- Walk past Panmure Court Student Roost then turn right onto Lochend Close.
- At the end of Lochend Close turn right and Panmure House will be directly in front of you.

[Alternative] When leaving the station via the Market Street Exit:



- Immediately turn left heading down Market Street towards Jeffery Street for approximately 0.2 miles.
- Turn right onto New Street and walk up the short hill. Alternatively, you can cross the road and cut through past Loudons.
- Turn left onto the Canongate Royal Mile and walk down a further 0.3 miles until you reach the turn in for Lochend Close, which you can find down from Starbucks across the street.
- Walk through the Close. This leads you out into a courtyard in which Panmure House is located.



## TAXI TRAVEL

Uber is recommended however there are alternative taxi companies listed below:

- Edinburgh Premier Taxis: 01312 325 085 (alternatively book online via [WWW.EDINBURGHPREMIERTAXIS.CO.UK](http://WWW.EDINBURGHPREMIERTAXIS.CO.UK))
- City Cabs: 0131 228 1211
- Central Taxis: 0131 229 2468

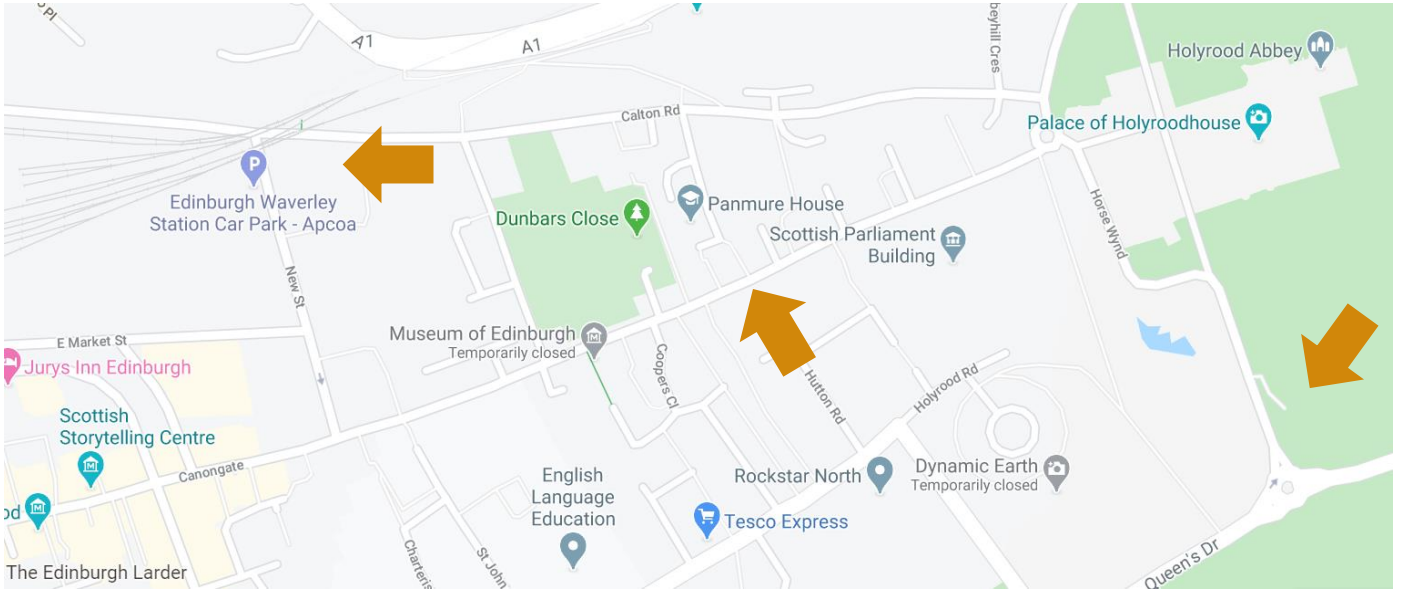
## PARKING INFORMATION

**Important:** parking in Lochend Close is reserved for permit holders only. The street is heavily monitored by parking attendants regularly and vehicles parked outside Panmure House are liable to parking tickets and in some circumstances, towing.

Please note the following parking information below:

- There is a car park within Holyrood Park – next to the Palace. This is £1 per hour from Monday – Friday. Please click [here](#) for more information.

- The nearest multi-storey car park (long stay) is located at Waverley Train Station and is approximately a 10 minute walk away from Panmure House. More information on the car park can be found [here](#).
- There are spaces on the Royal Mile, through Lochend Close just down from Starbucks. These can be paid for via Ringo at £4.30 per hour.



## ADDITIONAL PICTURES FOR REFERENCE



**(Above)** Lochend Close viewed from Calton Road. Panmure House is on the right-hand side, at the end of the street.



**(Above)** This picture was extracted from Google Maps in 2018 whilst reconstruction was underway and illustrates Panmure’s location (3D satellite).



**(Above)** Panmure House exterior. Take the stairs down into the main entrance & ring the intercom on the left-hand side.